

SPD-MOV-DC-3P-T2

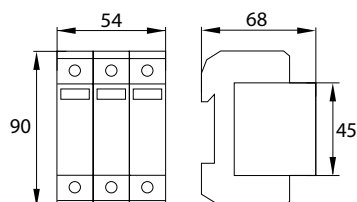


SPD-MOV-DC-3P-T1T2

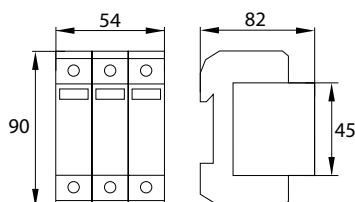


SPD-MOV-DC-2P-T2

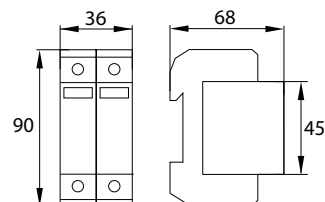
► SPD-MOV-T2



► SPD-MOV-T1T2




► SPD-MOV-DC-2P-T2



galvanised steel terminals

terminal capacity: max. 35 mm²

capability to connect using comb busbars



replaceable inserts

green protector status indicator light – insert in working order
red – to be replaced

Schelinger



code

EAN



package



class/type

U_p

voltage protection level [kV]

I_n

(8/20 μs)

rated discharge current [kA]

I_{max}

(8/20 μs)

limit discharge current [kA]

A53-SPD-MOV-DC-3P-T2

5900280953513

1/36

C / T2

≤ 3.75

20

40

A53-SPD-MOV-DC-3P-T1T2

5900280950598

1/36

B+C / T1+T2

≤ 4.5

20

50

A53-SPD-MOV-DC-2P-T2

5900280986627

1/60

C / T2

≤ 3.6

20

40